





# Fall 2024 Fact Book

## Table of Contents

---


Table 2. Undergraduate Enrollment by School & Major .....	1
Table 3. Undergraduate Enrollment in Torah Studies by Program .....	5
Table 4. Graduate Enrollment by School & Program .....	6
Table 21. FTOC Undergraduate Enrollment by School & Major .....	10
Table 30. Degree Conferred by Level .....	14
Table 32. Degree Conferred by School/College, Baccalaureate Degrees .....	15
Table 33. Degree Conferred by Major, Baccalaureate Degrees .....	16
Table 34. Degree Conferred by School, Graduate Degrees .....	19
Table 35. Degree Conferred by Program, Graduate Degrees .....	20
Table 36. Associate Degrees Conferred by School .....	23
Table 37. Certificates Conferred .....	24


01. Stern College for Women	809	808	776	766	710	758	770	763
02. SY SYMS School of Business - Women	171	164	162	153	173	189	216	240
03. SY SYMS School of Business - Men	531	534	545	524	530	567	616	648
04. SYMS School of Business Total	702	698	707	677	703	756	832	888
05. Yeshiva College	556	502	501	512	506	548	538	525
092. AS Management- Men	23	35	35	44	30	26	22	26
093. AS Management- Women	11	17	22	25	11	2		
094. AA Liberal Arts- Men					7	7	5	11
095. AA Liberal Arts- Women					6	16	16	14
11. Israel	602	622	672	599	623	709	777	642



ACC: Accounting	23	22	22	25	24	19	19	25
BANA: Business Analytics						12	21	24
BFIN: Finance	13	15	15	13	13	23	30	30
BIMA: Bus. Intel Marketing Analytics	13	13	10	11	10	6	2	1
BMAN: Management	12	11	11	14	25	11	3	
BMKT: Marketing	17	23	30	26	27	39	60	70
BUS: Business & Management	47	48	50	41	34	19	7	2
SENT: Strategy & Entrepreneurship						12	14	16
UND: Undeclared	46	32	24	23	40	48	60	72

ACC: Accounting	108	103	83	105	73	82	81	89
BFIN: Finance	67	62	78	118	86	109	135	162
BIMA: Bus. Intel Marketing Analytics	19	26	25	23	19	6	2	
BMAN: Management	20	20	23	36	36	14	4	
BMKT: Marketing	29							





Sy Syms Men	Yeshiva College	Other	<b>Total</b>	Sy Syms Men	Yeshiva College	Other	<b>Total</b>	Sy Syms Men	Yeshiva College	Other	<b>Total</b>	Sy
-------------------	--------------------	-------	--------------	-------------------	--------------------	-------	--------------	-------------------	--------------------	-------	--------------	----





Table 4. Graduate Fall Enrollment: 2017 - 2024

Fall Enrollment by School	2017	2018	2019	2020	2021	2022	2023	2024
Katz	110	155	205	227	304	426	831	1,016
Cardozo	1,064	1,121	1,132	1,020	1,021	1,044	1,047	1,031
Ferkauf	334	335	329	344	355	402	436	459
Syms	50	48	51	50	35	51	69	78
Azrieli	120	139	140	139	140	144	140	145
Bernard Revel	57	60	61	73	91	102	115	131
GPATS	15	8	10	22	25	22	26	40
Wurzweiler	282	357	543	774	877	983	1,092	1,144
Fish Holocaust Studies					21	28	44	67
Math (MS & PhD)	22	included in Katz	included in Katz	included in Katz	included in Katz	included in Katz	included in Katz	included in Katz
<b>Total</b>	<b>2,054</b>	<b>2,223</b>	<b>2,471</b>	<b>2,649</b>	<b>2,869</b>	<b>3,202</b>	<b>3,800</b>	<b>4,111</b>



Fall Enrollment by Program	2017	2018	2019	2020	2021	2022	2023	2024
Katz School	110	155	205	227	304	426	831	1,016
125. Katz School -Speech Language	54	73	74	84	92	143	198	242
127. Katz School - OT Doctoral				9	33	42	40	51
155. Katz Digital Marketing and Media	26	18	32	33	31	36	81	130
156. Katz- Enterprise Risk Management		9						
157. Katz- Data Analytics and Visualization		19	39	39	36	46	129	136
158. Katz- Biotech Management and Entrepreneurship		8	20	27	28	25	44	58
159. Katz- Cybersecurity			14	13	25	45	127	160
160. Katz- Artificial Intelligence				1	10	21	99	128
162. Katz Physician Assistant					29	56	106	65
164. Katz Nursing BS								25
280M. Econ - Masters	30	13	7	5				
290M. Katz Math - Masters	8	13	12	11	9	5	1	8
290O. Katz Math - PHD	1	2	4	2	4	7	4	12
290P. Katz Physics - Masters			3	3	7		2	1

Fall Enrollment by Program	2017	2018	2019	2020	2021	2022	2023	2024
<b>Cardozo</b>	<b>1,064</b>	<b>1,121</b>	<b>1,132</b>	<b>1,020</b>	<b>1,021</b>	<b>1,044</b>	<b>1,047</b>	<b>1,031</b>
140. Cardozo-J.D.	935	976	991	958	938	956	937	932
190. Cardozo-L.L.M.	71	80	93	54	74	70	88	83
190D. Cardozo JSD	1	3	4	4	2	1	2	1
190O. Cardozo-Bioethics	29	22	23	3				
190P. Cardozo-Data Privacy Law		8	5			3	1	
190V. Cardozo-Visiting	28	32	16	1	7	14	19	15
<b>Ferkauf</b>	<b>334</b>	<b>335</b>	<b>329</b>	<b>344</b>	<b>355</b>	<b>402</b>	<b>436</b>	<b>459</b>
145C. Ferkauf PsyD: Clinical	117	118	125	125	127	127	127	131
145S. Ferkauf PsyD: School-								



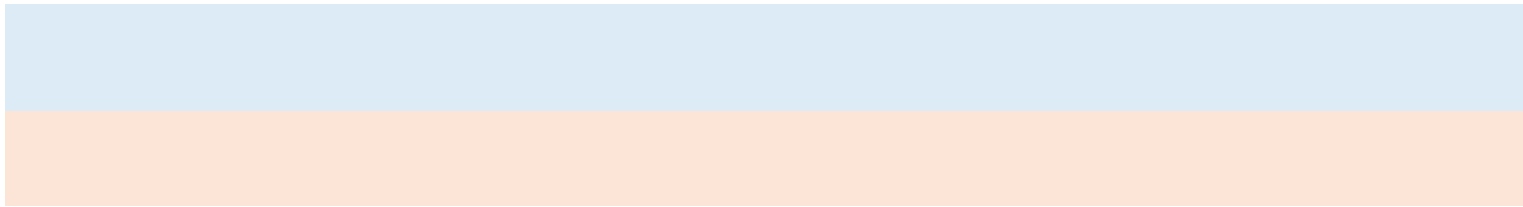




01. Stern College for Women	259	238	206	241	195	257	257	203
02. SY SYMS School of Business - Women	43	33	39	24	37	52	61	55
03. SY SYMS School of Business - Men	127	138	139	114	143	163	176	173
05. Yeshiva College	165	142	148	165	139	189	164	143
092. AS Management- Men	22	18	15	20	8	12	13	



Biochemistry		1			4	5	10	8
Biology	44	47	32	52	5	50	49	56
Chemistry	3	7	5	4		2	4	2
Childhood Education 1-6						1		1
Computer Science	10	7	5	7	12	10	13	3
Economics	1	1	1	2				
Education	1	1	6	4	1			
Education-Early Childhood					1	5	5	4






**Table 30. Degrees Conferred by Level  
2017-2018 to 2023-2024**

<b>Level</b>	<b>2017-2018</b>	<b>2018-2019</b>	<b>2019-2020</b>	<b>2020-2021</b>	<b>2021-2022</b>	<b>2022-2023</b>	<b>2023-2024</b>
AA	488	509	550	548	520	485	510
AS			20	25	31	11	7
BA	373	361	408	406	338	336	323
BS	205	226	218	228	235	229	251
EDD	2	4	5	8	4	5	6
JD	272	282	351	323	287	319	311
JSD				1	1	1	
LLM	63	75	72	52	50	52	73
MA	64	74	64	74	115	104	91
MBA	8	8	2	6	6	9	12
MS	189	143	155	194	161	155	294
MSL			5				1
MSW	87	101	189	231	313	374	377
PHD	56	52	29	24	29	32	39
PSYD	31	35	42	38	38	45	36
OTD						7	24
<b>TOTAL UNIVERSITY</b>	<b>1,838</b>	<b>1,870</b>	<b>2,110</b>	<b>2,158</b>	<b>2,128</b>	<b>2,164</b>	<b>2,355</b>








**By Major**
**2017-2018 2018-2019 2019-2020 2020-2021 2021-2022 2022-2023 2023-2024**


<b>01. Stern College for Women</b>	<b>218</b>	<b>230</b>	<b>255</b>	<b>272</b>	<b>217</b>	<b>223</b>	<b>216</b>
BC: Biochemistry	1	3	2	6	3	9	7
BIO: Biology	74	66	57	72	59	47	44
CHE: Chemistry						1	
CHED: Childhood Education 1-6					6	5	6
COM: Computer Science	2	7	11	12	16	8	12
ECO: Economics		1	1	1	1		
EDU: Education	8	5	11	19	2		
EDUB: Education-Early Childhood					4	2	2
ENG: English	16	23	27	16	12	6	8
HIS: History	1	2	1	6	2		2
JST: Jewish Studies	17	12	17	22	8	10	22
MAT: Mathematics	3	5	3	5	1	1	
MUS: Music		1	1	1	1		2
PHI: Philosophy	1			1		2	1
PHY: Physics							2
POL: Political Science	8	11	8	11	6	11	8
PSC: Physical Sciences	1	1	1			1	1
PSY: Psychology	37	50	62				


By Major

2017-2018



**By Major**









2017-2018 2018-2019 2019-2020 2020-2021 2021-2022 2022-2023 2023-2024

Ferkauf Grad School of Psychology	116	112	98	114	132	137	144
MA - CPMA: Clinical Psychology				1			
MA - CHSP: Childhood-Special Ed 1-6							1
MA - ECSP: Early Childhood-Special Ed B-2						6	9
MA - GPMA: General Psychology	41	28	31	34	74	56	
MA - MHMA: Mental Health Counseling	8	10	7	10	6	15	25
MA - PSY: Psychology							31
MS - MFT: Marriage & Family Therapy						2	6
MS - SPMS: School Psychology	16	19	2	21			17
PHD - HPHchology	20	20	16	10	14	13	19
PSYD - CPSY: Clinical Psychology	16	15					





2017-2018 2018-2019 2019-2020 2020-2021 2021-2022 2022-2023 2023-2024

<b>MA - TALS: Talmudic Studies</b>	<b>2</b>	<b>4</b>	<b>3</b>	<b>3</b>	<b>5</b>	<b>8</b>	<b>3</b>
<b>Sy Syms School of Business</b>	<b>51</b>	<b>41</b>	<b>39</b>	<b>29</b>	<b>21</b>	<b>20</b>	<b>26</b>
MS - ACC: Accounting	27	13	17	7	6	4	8
MS - REST: Real Estate					2		5
MS - MAR: Marketing	16	5	8	1			
MS - TAX: Taxation		15	12	16	8	7	1
MBA - BUS: Business & Management	8	8	2	5	5	9	12
<b>Wurzweiler School of Social Work</b>	<b>90</b>	<b>106</b>	<b>193</b>	<b>247</b>	<b>336</b>	<b>389</b>	<b>394</b>
MSW - SOWK: Social Work	87	100	189	231	313	374	377
PHD - SOWK: Social Work	3	6	4	10	12	15	17
MA - CHSP: Childhood-Special Ed 1-6				5	8		
MA - ECSP: Early Childhood-Special Ed B-2				1	3		
<b>Fish Holocaust Studies</b>					<b>1</b>	<b>5</b>	<b>4</b>



**Table 36. Associate Degrees Conferred by School  
2017-2018 to 2023-2024**

<b>School</b>	<b>2017-2018</b>	<b>2018-2019</b>	<b>2019-2020</b>	<b>2020-2021</b>	<b>2021-2022</b>	<b>2022-2023</b>	<b>2023-2024</b>
BM: Stone Beit Midrash Program - AA	64	57	65	95	91	79	85
IB: Isaac Breuer College - AA	48	52	59	52	42	31	36
JS: James Striar School - AA	23	33	29	27	17	20	19
MY: Mazer Yeshiva Program - AA	151	130	146	132	136	151	158
SC: Stern Core - AA	203	234	240	240	228	198	202
GP: AS			20	24	31	11	7
GP: AA					3	6	10
<b>Total</b>	<b>489</b>	<b>506</b>	<b>559</b>	<b>570</b>	<b>548</b>	<b>496</b>	<b>517</b>

