



# CLASS OF 2019 CAREER OUTCOMES

**94.3%**

of Stern College for  
Women placed in  
graduate school

**96%**

of Stern College for  
Women placed in  
graduate school

**92%**

**94%**





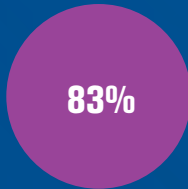
# EMPLOYMENT AND GRADUATE SCHOOLS AGENCIES



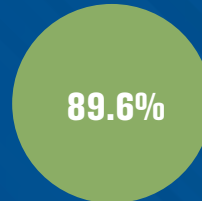
R (171 )

86%

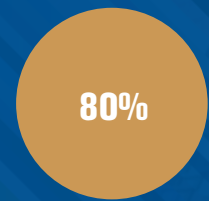
of graduates reported that their position was either strongly or moderately related to their field of interest



83% of SCW graduates reported that their position was either strongly or moderately related



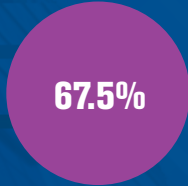
89.6% of SYMS graduates reported that their position was either strongly or moderately related



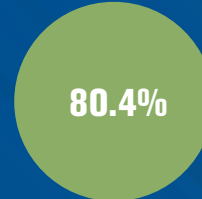
80% of YC graduates reported that their position was either strongly or moderately related

77.2%

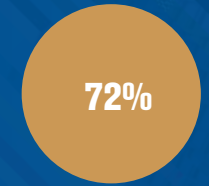
of graduates reported that their position was either strongly or moderately related to their major(s)



67.5% of SCW graduates reported that their position was either strongly or moderately related



80.4% of SYMS graduates reported that their position was either strongly or moderately related



72% of YC graduates reported that their position was either strongly or moderately related

I P J (390 )

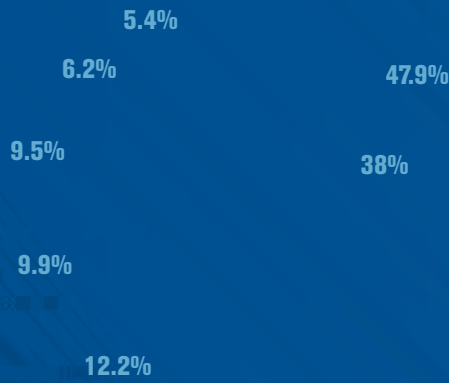
57%

held two or more internships during their time at YU

68.6% of SYMS

53.8% of YC graduates held two or more internships or part-time jobs during their time at YU

D  
(242 )



Degree Level	Percentage
Master's	47.9%
Other	16.5%
Semicha	9.9%
MD	9.5%
JD	6.2%
DDS	5.4%
PhD	4.1%

## CAREER CENTER SAGES A IS ICS

### OVERALL

74%

70% of SCW graduates used the Career Center



74% of SYMS graduates used the Career Center



54% of YC graduates used the Career Center



### FIRST-TIME SAGES

Year First Used Career Center	Overall	SCW	SYMS	YC
First Year	36.3%	33.6%	46.3%	18.6%
Second Year	33.7%	28.4%	40.7%	30.2%
Third Year	19.9%	25.9%	9.3%	30.2%
Fourth Year or Later	10.1%	12.1%	3.7%	20.9%





